

GENERAL CONSTRUCTION

FOUNDATIONS AND STRUCTURES

- Concrete foundations and structure.

FAÇADES

- Exterior walls made of solid brick, interior walls made of water repellent plastering, thermal-acoustic insulation, and plasterboard.

EXTERIOR RENDERING

- Filleted cement mortar rendering and paint finish, according to the design.
- Stone, synthetic wood, aluminium cladding, and tile cladding, according to the design.

INTERIOR PARTITIONS

- Double plaster board formed by two plates with thermal/acoustic insulation and water-resistant in bathrooms and kitchen.

ROOFS

- Non-walk-on roof: waterproof inverted roof with double sheet, insulated with expanded polystyrene panels and finished with gravel.
- Walk-on terrace: waterproofed with double sheet, insulated with polystyrene and finished with large size anti-slip porcelain floor tiles.

INTERIOR FINISH

VERTICAL WALL SURFACES

- Top quality smooth acrylic paint on plaster boards.
- Walls covered with porcelain tiles and/or marble in bathrooms, according to the design.
- Different models of wallpaper in guest toilet, master dressing room, stairwell wall, living room and entertainment room, according to the design.
- Slats in American walnut over fireplace.

NOTE: The laundry room and the kitchen do not have tiles on the walls.

CEILINGS

- Ceilings made of plasterboards with special registers for air conditioning machines.
- Ceiling of walnut wooden slats in master bathroom and entrance hall, according to the design.

FLOOR TILING

- Large size porcelain floor tiles on ground floor, level +1, and level -1.
- Large size anti-slip porcelain floor tiles on terraces.
- Parquet in the Gym.
- Carpet in the entertainment room.
- Dynamic indoor swimming pool and cold-water spa pool tiling with ceramic Bali style.
- Cobblestone in garage and cars entrance.

Note: These specifications are indicated only for description purposes and are subject to changes or modifications due to technical or legal reasons, without diminishing the quality (2021).

BUILDING SPECIFICATIONS

BIG DADDY

URB. AMPLIACIÓN CERRO ARTOLA A – SUBZONA UA1
PLOT 10
BENAHAVÍS (MÁLAGA)

BATHROOM FITTINGS

- Wall mounted toilets with built-in tank and soundproofing by Villeroy & Boch.
- In the master bathroom:
 - “White Iceberg” stone countertop with integrated sinks.
 - Taps Hansgrohe Axor UNO and accessories in graphite finish.
 - Natural oak wall-mounted and push opening cabinets.
 - Bathtub Toro Bath Java in white.
 - Shower head white finish in a ceiling box with LED light integrated.
- In the guest toilet:
 - “Lennon” granite countertop with LED strip light.
 - White porcelain circular countertop sink.
 - Tap Hansgrohe Axor UNO in graphite finish.
- In the rest of the bathrooms:
 - Ceramic sinks by Antonio Lupi with white or coloured lacquered finish wall-mounted cabinet and white Silestone vanity top.
 - Showers made on site, bath tiling finishes with anti-slip treatment and fixed glass partitions.
 - Single handle chrome taps by Treemme.
 - Built-in chrome thermostatic shower kit taps by Antonio Lupi.

APPLIANCES IN KITCHEN

- 1 Gaggenau integrated fridge Vario Serie 400.
- 1 Gaggenau integrated freezer Vario S 400, water & ice dispenser.
- 1 Gaggenau integrated wine-cooler, Vario Serie 400.
- 1 Gaggenau telescopic worktop extractor.
- 1 Gaggenau worktop extractor Vario Serie 400.
- 1 Gaggenau gas hob.
- 1 Gaggenau Teppan Yaki Vario Serie 400.
- 2 Gaggenau integrated ovens.
- 1 Gaggenau compact oven/microwave.
- 1 Gaggenau integrated combi oven/vapor oven.
- 2 Gaggenau integrated warmdrawers.
- 2 Gaggenau totally integrated dishwashers.
- Grohe BlueHome Inox, U formed steel faucet.

APPLIANCES IN LAUNDRY

- 2 Miele Free-standing front loaded washing-machines.
- 2 Miele Free-standing heat-pump dryers.
- BlancoSubline 700-U underbuilt silgranite Pura Dur sink.
- BlancoLinus S Vario, Chromed high sout faucet with pull-out hose.

Note: These specifications are indicated only for description purposes and are subject to changes or modifications due to technical or legal reasons, without diminishing the quality (2021).

BUILDING SPECIFICATIONS

BIG DADDY

URB. AMPLIACIÓN CERRO ARTOLA A – SUBZONA UA1
PLOT 10
BENAHAVÍS (MÁLAGA)

INTERIOR JOINERY

- Interior doors made of high-pressure laminate boards.
- Closets with swing doors made of high-pressure laminate boards, internal divisions, and drawers.

EXTERIOR JOINERY

- Balcony with sliding doors made of lacquered aluminium with thermal break system.
- Exterior reinforced main door made of lacquered aluminium with thermal break system, fixed side glass and vertical aluminium slats.
- Double security glazing in exterior joinery.
- Exterior handrails made of transparent laminated tempered security glass, according to the design.
- Garage and pedestrian door made of top-quality aluminium panel with automatic opening system.

INSTALLATIONS

ELECTRICITY AND TELECOMMUNICATIONS

- High voltage installation in accordance with R.E.B.T. standards with individual circuits.
- Top quality sockets and switches by Simon.
- Telephone sockets, terrestrial and satellite TV in living room, kitchen, and bedrooms by Simon.

HVAC, AIR CONDITIONING AND HEATING

- Air conditioning and underfloor heating: aerothermal system with high energy efficiency Altherma by Daikin, with solar support system.

PLUMBING-SEWAGE

- Water distribution with reticulated polyethylene pipe and cut-off valves in every humid room and individual ones per device.

MECHANICAL VENTILATION

- Dual-Flow Mechanical Ventilation system with heat recovery.

OUTDOOR AREAS

GARDENS

- Mediterranean landscaping and gardening, according to landscape project.

OUTDOOR LIGHTING

- Lighting in garden areas.

IRRIGATION

- Irrigation system in garden areas.

Note: These specifications are indicated only for description purposes and are subject to changes or modifications due to technical or legal reasons, without diminishing the quality (2021).

BUILDING SPECIFICATIONS

BIG DADDY

URB. AMPLIACIÓN CERRO ARTOLA A – SUBZONA UA1

PLOT 10

BENAHAVÍS (MÁLAGA)

SWIMMING POOL & JACUZZI

- Private pool & jacuzzi with large size anti-slip porcelain tiles, salt filtering system and lighting.
- Jacuzzi with heat pump for heating the water.
- Pool with pre-installation of heat pump.

Puya.®

Puya[®].baños

CLIENTE:LARS CHRISTENSEN

OBRA: VILLA 10 BIG DADDY

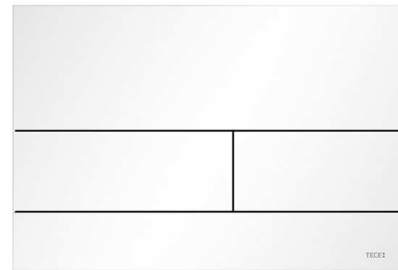
FECHA:22/02/2021

AGENTE:MARÍA MARIN

VILLEROY&BOCH / TECE

PULSADOR TECESQUARE II BLANCO

INODORO SUSP. SUBWAY 2.0



ANTONIO LUPI / TREEMME

LAVABO AGO

MONOMANDO LAVABO PARED




GUEST ROOM BATH

LEVEL +1

TREEMME / SORGIVA

MONOMANDO DUCHA 2 VIAS

ROCIADOR MAGGIORE 43X43CM



TREEMME

KIT DUCHA




GUEST ROOM BATH

LEVEL +1

VILLEROY&BOCH /TECE

PULSADOR TECELUX MINI CRISTAL BLANCO

INODORO SUSP. SUBWAY 2.0




HANSGROHE - AXOR- SORGIVA

MONOMANDO LAVABO PARED UNO

(ACABADO NEGRO CEPILLADO)

ROCIADOR MAGGIORE 70X40CM

CON LUZ BLANCA/CASCADA/LLUVIA



MASTER BATH


LEVEL +1

HANSGROHE -AXOR-

TERMOSTATO SHOWER SELECT

MANERAL DUCHA STARCK

(ACABADO NEGRO CEPILLADO)



HANSGROHE - AXOR-

MONOMANDO BAÑERA PIE

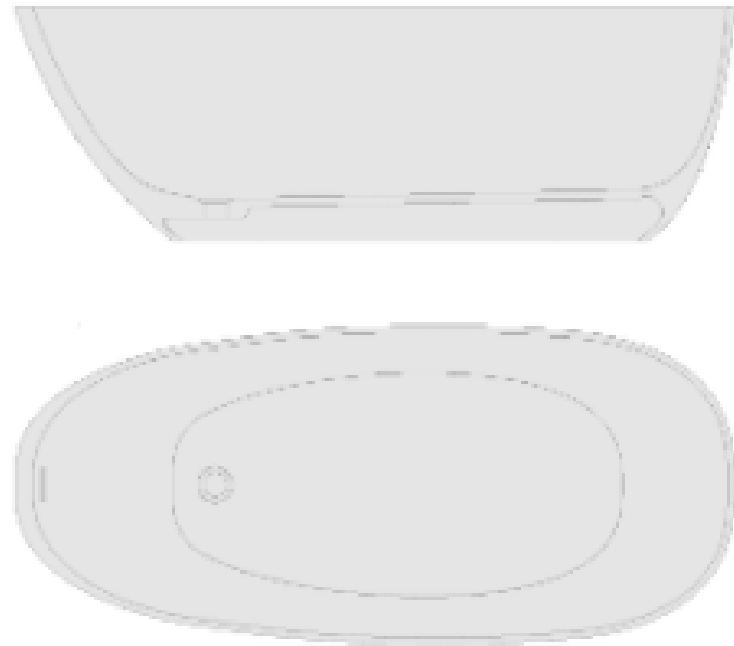


MASTER BATH

LEVEL +1

TORO BATH

BAÑERA JAVA EXENTA 170X75CM



MASTER BATH

LEVEL +1

HANSGROHE -AXOR-

MONOMANDOPARED UNO


ACABADO NEGRO CEPILLADO



VILLEROY &BOCH / TECE

PULSADOR TECELUX MINI CRISTAL BLANCO

INODORO SUSP. SUBWAY 2.0



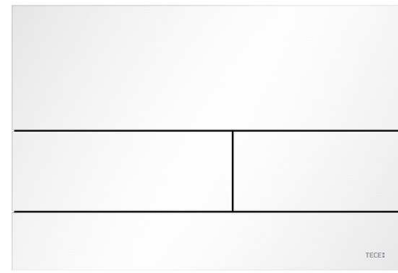
GUEST TOILET

GROUND FLOOR

VILLEROY & BOCH / TECE

PULSADOR TECESQUARE II BLANCO

INODORO SUSP. SUBWAY 2.0



ANTONIO LUPI / TREEMME

LAVABO AGO

MONOMANDO LAVABO PARED




GUEST ROOM BATH

GROUND FLOOR

TREEMME / SORGIVA

MONOMANDO DUCHA 2 VIAS
ROCIADOR MAGGIORE 43X43CM



TREEMME

KIT DUCHA



GUEST ROOM BATH

GROUND FLOOR

TREEMME / FRECAN

MONOMANDO EXTRAIBLE

FREGADERO FRECAN BAJO ENCIMERA 40MM

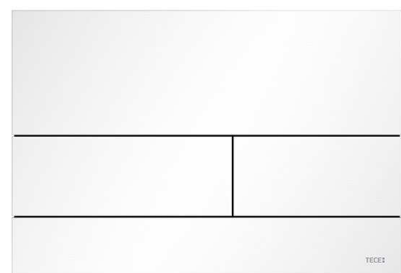


KITCHEN
GROUND FLOOR

VILLEROY & BOCH / TECE

PULSADOR TECESQUARE II BLANCO

INODORO SUSP. SUBWAY 2.0



ANTONIO LUPI / TREEMME

LAVABO AGO

MONOMANDO LAVABO PARED



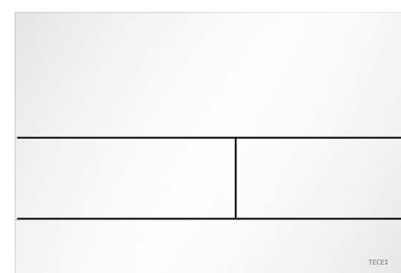
POOL TOILET

GROUND FLOOR

VILLERO Y &BOCH / TECE

PULSADOR TECESQUARE II BLANCO

INODORO SUSP. SUBWAY 2.0



ANTONIO LUPI / TREEMME

LAVABO AGO

MONOMANDO LAVABO PARED



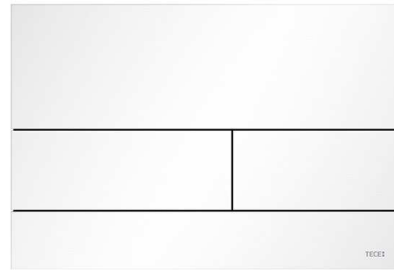
GUEST TOILET

LEVEL -1

VILLEROY & BOCH / TECE

PULSADOR TECESQUARE II BLANCO

INODORO SUSP. SUBWAY 2.0



ANTONIO LUPI / TREEMME

LAVABO AGO

MONOMANDO LAVABO PARED




GUEST ROOM

LEVEL -1

TREEMME / SORGIVA

MONOMANDO DUCHA 2 VIAS
ROCIADOR MAGGIORE 43X43CM



TREEMME

KIT DUCHA



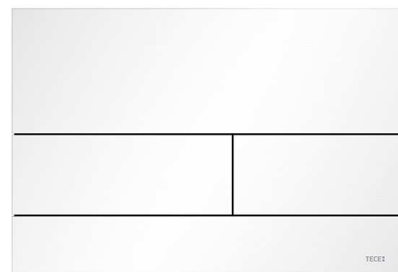
GUEST ROOM

LEVEL -1

VILLEROY & BOCH / TECE

PULSADOR TECESQUARE II BLANCO

INODORO SUSP. SUBWAY 2.0



ANTONIO LUPI / TREEMME

LAVABO AGO

MONOMANDO LAVABO PARED




GIM BATH

LEVEL -1

TREEMME / SORGIVA

MONOMANDO DUCHA 2 VIAS
ROCIADOR MAGGIORE 43X43CM



TREEMME

KIT DUCHA



GIM BATH

LEVEL -1